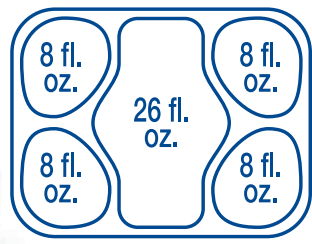




# INSULATE



**T-240 INSULATED TRAY**  
**Bi-directional stacking**  
**Optional lid has flatware slot**

**PRODUCT DIMENSIONS**  
 T-240 15 1/2" L x 11 1/4" W x 2 2/5" D  
 L-240 15 1/2" L x 11 1/4" W x 1 1/2" D

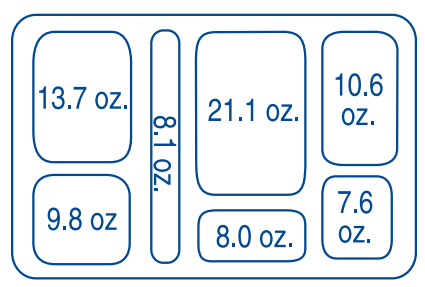
**CASE QUANTITY**  
 T-240 1 Dozen  
 L-240 20 Ea



**T-140 INSULATED TRAY**  
**Six compartment insulated tray & lid**

**PRODUCT DIMENSIONS**  
 T-140 16" L x 11" W x 2 3/4" D  
 L-140 16" L x 11" W x 5/16" D

**CASE QUANTITY**  
 T-140 10 ea  
 L-140 2 Dozen



**ALL INSULATED TRAYS FEATURE:**

- ✓ Reuseable, Stackable with or without lids
- ✓ Patented bonding technique creates a permanent bond that eliminates the seam, so there is nothing to split or leak
- ✓ Bottom of compartments are textured to prevent scratching
- ✓ Stain resistant, dishwasher safe
- ✓ Raised lips around food compartments create a secure seal
- ✓ Foam filled for optimum temperature retention



**KEEP HOT FOOD HOT  
KEEP COLD FOOD COLD**



# ED TRAYS



**THE INCELLERATOR  
Your In-cell Solution**

Available in 2 depths  
Optional lids available

**INCELLERATOR 2**  
2 Inches deep to fit through any cell door slot

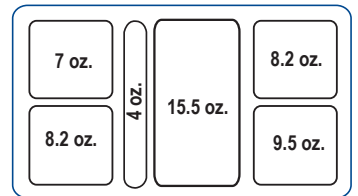
**INCELLERATOR 3**  
3 Inches deep for juice or milk cartons

**PRODUCT DIMENSIONS**

Incellerator 2 Tray	16" L x 10" W x 2.15" D
Incellerator 2 Lid	16" L x 10" W x 1.20" D
Incellerator 3 Tray	16" L x 10" W x 2.85" D
Incellerator 3 Lid	16" L x 10" W x 1.90" D

**CASE QUANTITIES**

Incellerator 2 Tray	1 Doz
Incellerator 2 Lid	2 Doz
Incellerator 3 Tray	10 ea
Incellerator 3 Lid	16 ea



**T-340 INSULATED TRAY**

**PRODUCT DIMENSIONS**

TF-340 foam insulated 13" L x 14.5" W x 23/8" D

**CASE QUANTITY**

1 Dozen

